

NEW

DG1616

High Speed Centrifuge

DG1616R

High Speed Refrigerated Centrifuge



Features

• Smart Touch Control, Easy Operation

The newly upgraded touch UI interface makes operation simpler and more intuitive. No complex setup required—easy to use right out of the box, boosting lab efficiency!

• Ultra-High Speed and RCF

Maximum speed of 16,000 rpm and maximum RCF of 28,621 $\times g$ easily meet a wide range of separation needs, ensuring experimental precision.

• Wide Temperature Control Range for Various Applications

Temperature range from -10°C to 40°C ensures stable performance even in low-temperature environments, ideal for temperature-sensitive separation experiments.

• Rapid Cooling for Optimized Results

Quickly cools from room temperature to 4°C in as fast as 7 minutes, providing a more efficient experimental environment.

• Quiet Operation for a Peaceful Lab

Equipped with a brushless DC motor, noise levels are as low as 70 dB, reducing disturbance and creating a comfortable workspace.

• Safety Features with Intelligent Detection

Built-in dynamic balance detection with automatic rotor imbalance warning helps prevent equipment damage and operational errors, ensuring safe and reliable use.

• Adjustable Acceleration and Deceleration Levels

Nine selectable acceleration and deceleration levels to flexibly meet different experimental needs.

• Smooth Deceleration with Soft Braking

Minimizes sample disturbance and enhances separation performance, ensuring high-quality results.

• Program Storage

Supports storage of up to 100 user-defined programs for easy one-touch recall based on experimental needs.

• Wide Range of Rotors and Adapters













Multiple rotor and adapter options available to meet diverse lab requirements: supports centrifugation of 400mL and 200mL bottles; also compatible with 100mL, 85mL, 50mL, 15mL, 12mL, 10mL, 7mL, 5mL, 2mL, and 1.5mL tubes. Additionally supports centrifugation of 384-well PCR plates, 96-well microplates, and 8-strip PCR tubes.













Application

- **Life Sciences and Biological Research:** Biochemical studies, immunology, and clinical medicine-related applications.
- **Pharmaceutical Industry:** Suitable for drug development, including CRO services.
- **Environmental Protection:** Environmental analysis, such as water quality testing and pollutant analysis.
- **Chemical Industry:** Separation and extraction of organic and inorganic chemical samples.
- **Food Industry:** Separation of fats, proteins, and other biochemical substances.
- **Soil Analysis:** Extraction and analysis of soil organic matter and nutrients.
- **Petroleum and Mining Industry:** Pretreatment of petroleum and mineral samples, including sediment separation.
- **Textile Industry:** Analysis and processing of textile fibers and blended materials.
- **Microbiology:** Microbial culture and preservation research.



Specifications	DG1616	DG1616R
Max. Speed	16000rpm (300-16000rpm) in 1 rpm increments.	16000rpm (300-16000rpm) in 1 rpm increments.
Max. RCF	28621×g,step:1×g	28621×g,step:1×g
Max. Capacity	4×400mL	4×400mL
Time Setting	30s-99h59min59s/ HOLD(continuous running)	30s-99h59min59s/ HOLD(continuous running)
Temperature Setting	-	-10°C-40°C
Speed up and down gears	9 ↑ / 9 ↓	9 ↑ / 9 ↓
Program storage	100	100
Motor Type	Brushless DC Motor	Brushless DC Motor
Noise Level	≤70dB	≤70dB
Power Supply	100-240V, 50/60HZ 650W	100-240V, 50/60HZ 1050W
Size (L×W×H)	440×640×375mm	623×640×375mm
Weight	70Kg	90Kg
Allow ambient temperature and humidity	5~40°C,80%RH	5~40°C,80%RH

Cat.No	19400154					
Rotor Model	SR4-200					
Rotor Image						
Max.speed	5500 rpm					
Max.RCF	5495 xg					
Centrifugal Radius	16.25cm					
Capacity	4x200mL	4x100mL	4x50mL	20x15mL	32x7mL	48x2mL
Adapter	-	100mL Adapter	50mL Adapter	15mL Adapter	5/7mL Adapter	2mL Adapter
Adapter Cat.No	-	19500050	19500051	19500052	19500053	19500054
Adapter Image	-					
Package	4 Hanging Cups, Lids, and Handles	2 Adapter	2 Adapter	2 Adapter	2 Adapter	2 Adapter
Tube Capacity	180mL PP Polypropylene Centrifuge Tube	100mL round bottom Open-End Tube	50mL Conical Tube	50mL Conical Tube	5/7mL Blood Collection Tube	1.5/2mL Microcentrifuge Tube
Tube Specifications (Ø×L mm)	56.5×123	45×117	29.5×116	17×121	13×110	11×45
Tube Image						

Cat.No	19400155					
Rotor Model	SR4-400					
Rotor Image						
Max.speed	5000 rpm					
Max.RCF	4639 xg					
Centrifugal Radius	16.6cm					
Capacity	4x400mL	4x100mL	16x50mL	36×15mL	76x7mL	136x2mL
Adapter	-	100mL Adapter	50mL Adapter	15mL Adapter	5/7mL Adapter	2mL Adapter
Adapter Cat.No	-	19500045	19500046	19500047	19500048	19500049
Adapter Image	-					
Package	4 Hanging Cups, Lids, and Handles	2 Adapter	2 Adapter	2 Adapter	2 Adapter	2 Adapter
Tube Capacity	400mL PP Polypropylene Centrifuge Tube	100mL round bottom Open-End Tube	50mL Conical Tube	50mL Conical Tube	5/7mL Blood Collection Tube	1.5/2mL Microcentrifuge Tube
Tube Specifications (Ø×L mm)	80×125	45×117	29.5×116	17×121	13×110	11×45
Tube Image						

SE4-100
(Standard accessory)

Cat. No.19400041

for DG1616/DG1616R&DM0636

Max. speed: 4000rpm

Max. RCF: 2950×g

Rotor material: stainless steel body
and adapter



Cat.No.	 19400045		 19400044			 19400043		 19400042				
bucket	x 4		x 4			x 4		x 4				
tube	x 36		x 16			x 8		x 4	x 4	x 4	x 8	x 20
Nominal volume	3-7mL		10mL	12mL	15mL	50mL	100mL	85mL	50mL	15mL	3-7mL	
Ø×L mm	13x75	13x100	16x100	17x105	17x120	29.5x100	38x108	38x104	29.5x100	17x120 13x100 13x75	13x100 13x75	
tube												
adapter	with plug		-	-	 A15V Optional accessory	 A50V Optional accessory	-	 A100P80	 A100P50/80	 A100P15	 A100P10	
Package	36	-	-	16		8	-	4		4	4	
Tubes per rotor	36	36	16	16	16	8	4	4	4	8	20	
Radius(cm)	14	16.5	15.9	15.9	15.9	15.9	15.9	15.9	15.9	15.1	14.7	
Max RCF (g-force)	2500	2950	2840	2840	2840	2840	2840	2840	2840	2700	2630	

Cat.No	19400034	19400035	19400036	19400037
Rotor Model	AS30-2	AS18-5V (cone bottom)	AS12-PCR8	AS60-2
Rotor Image				
Max.speed	16000rpm	15000rpm	14000rpm	14000rpm
Max.RCF	28620xg	25155xg	21912xg	21912xg
Centrifugal Radius	10cm	10cm	10cm	10cm
Capacity	30x2mL	18x5mL(cone bottom)	12xPCR 8-Tube Strip	60x2mL
Rotor Material	Aluminum	Stainless Steel Body, Aluminum Head	Aluminum	Aluminum
Biological Sea	Yes	Yes	Yes	Yes
Cat.No	19400038	19400039	19400040	19400062
Rotor Model	AS6-50V (cone bottom)	A8-50 (cone bottom)	A30-15 (cone bottom)	S2-MP
Rotor Image				
Max.speed	12500rpm	5000rpm	4500rpm	4000rpm
Max.RCF	17468xg	3968xg	3210xg	2200xg
Centrifugal Radius	10cm	14.2cm	14.18cm	12.3cm
Capacity	6x15mL or 6x50mL	16x15mL or 8x50mL	30x15mL	8×384 microplates/96 microplates/Elisa plate; 4×Deep well plates
Rotor Material	Aluminum	Aluminum Body, Stainless Steel Adapter (With Adapter SE100P31x8, SE100P17x16)	Aluminum Body, Stainless Steel Adapter (With Adapter SE100P17x30)	Stainless Steel Body, Aluminum Head
Biological Sea	Yes	/	/	/